





ON:

OFF:

,

,

,

•  
•  
•  
•  
•

•

•

•

•

•

•

•

•

•

•

10.

:

	"on" ( ).
	"BOOST" "FLAT".
	(LEVEL)

:

11.

:

	1
1,5	1
( )	1
	1
	1
	1

1.

:

FPH.

15 12

15"

44

D

2.

90

3.

D,

EQ BOOST

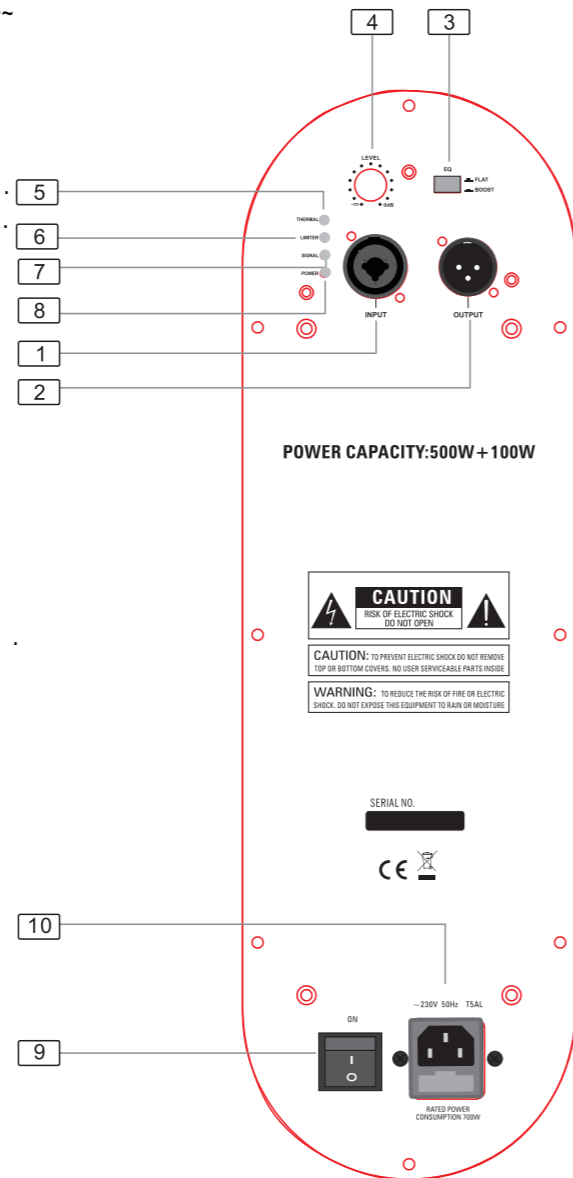
M10

35

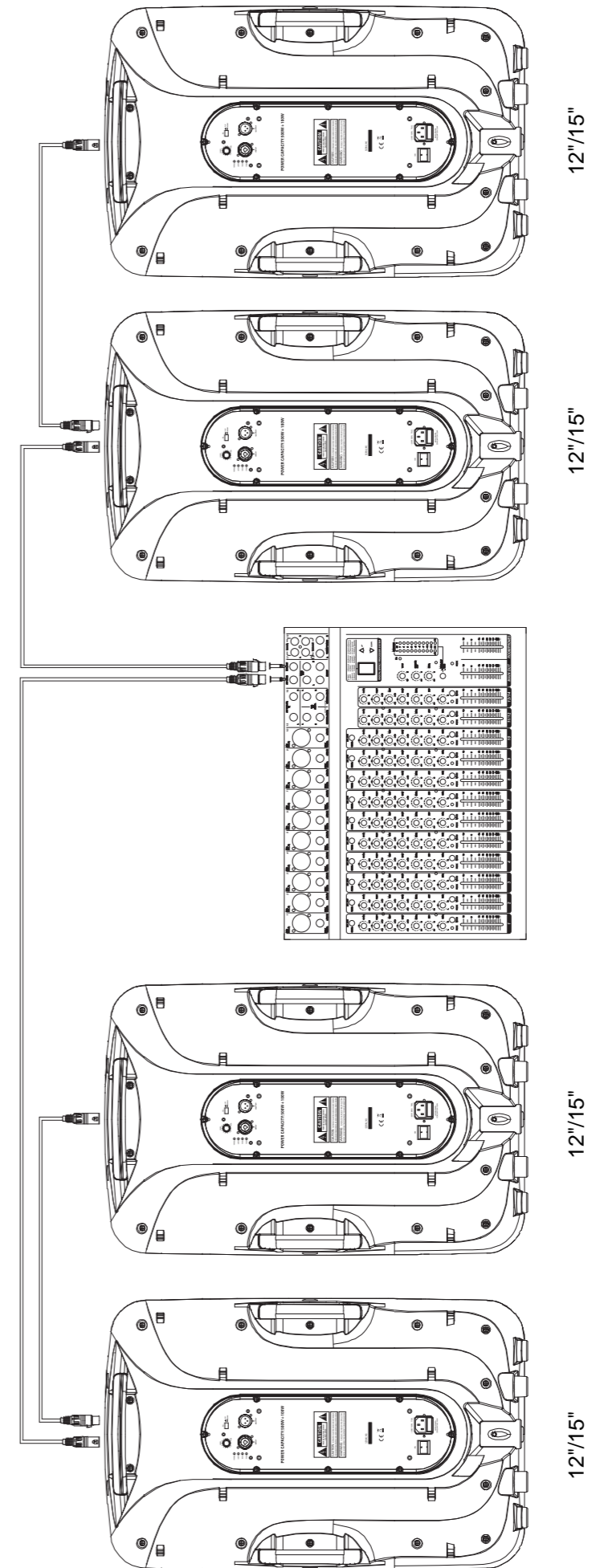
4.

- 1) (INPUT) XLR 1/4" TRS.
- 2) (OUTPUT) CD, XLR, LEVEL
- 3) EQ LEVEL
- EQ-Boost Boost,
- Flat-EQ

- 4) (LEVEL)
- 5) Thermal
- 6) Limiter
- 7) Signal
- 8) Power
- 9) IEC



9.



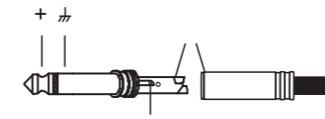
8.

	12
	2- (12" - )
	60 -18 (±3 ) 50 -20 -10
	0 dBu
(RMS)	500 ( ) 100 ( )
( )	90 x 60
	1,8
-	1 12"
-	1 , 44 , 1"
.	125
	(XLR / 1/4" TRS), XLR
( . . .)	390x630x360
:	20
	. 110/230 , 50

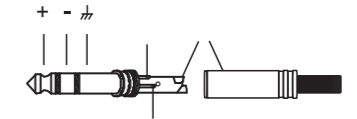
	15
	2- (15" - )
	55 -18 (±3 ) 45 -20 -10
	0 dBu
(RMS)	500 ( ), 100 ( )
( )	90 x 60
	1,8
-	1 15"
-	44 / 1"
.	127
	(XLR / 1/4" TRS)
( . . .)	450x710x370
:	25
	. 110/230 , 50

5.

1/4"

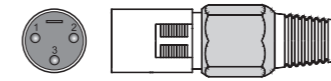


/ 1/4" TS




/ 1/4" TRS

XLR



XLR ( )  
2=+, 3=-, 1=

SPEAKON



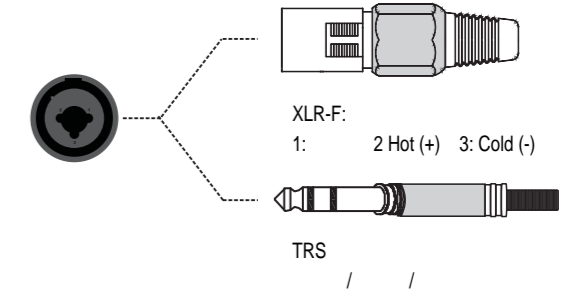
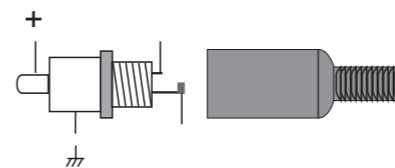
XLR ( )  
2=+, 3=-, 1=

COMBO



SPEAKON

RCA



XLR-F:  
1: 2 Hot (+) 3: Cold (-)

TRS

-XLR

6.

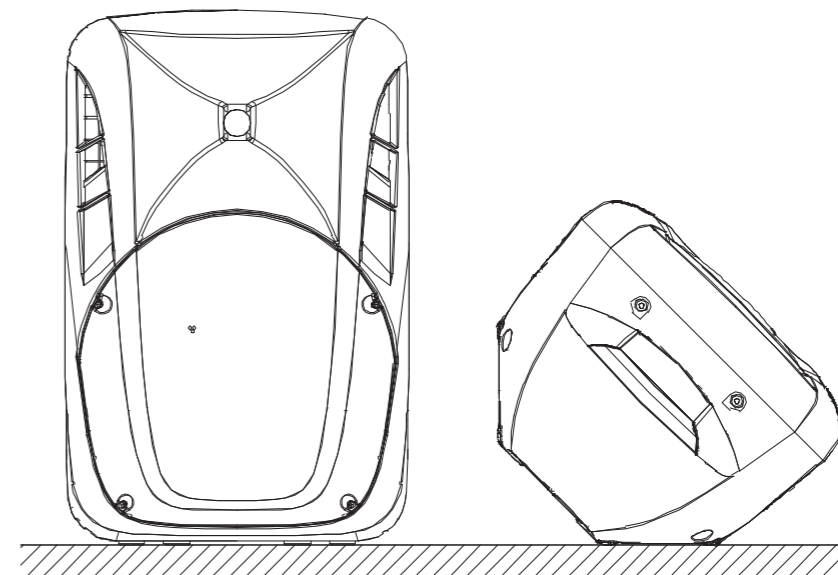
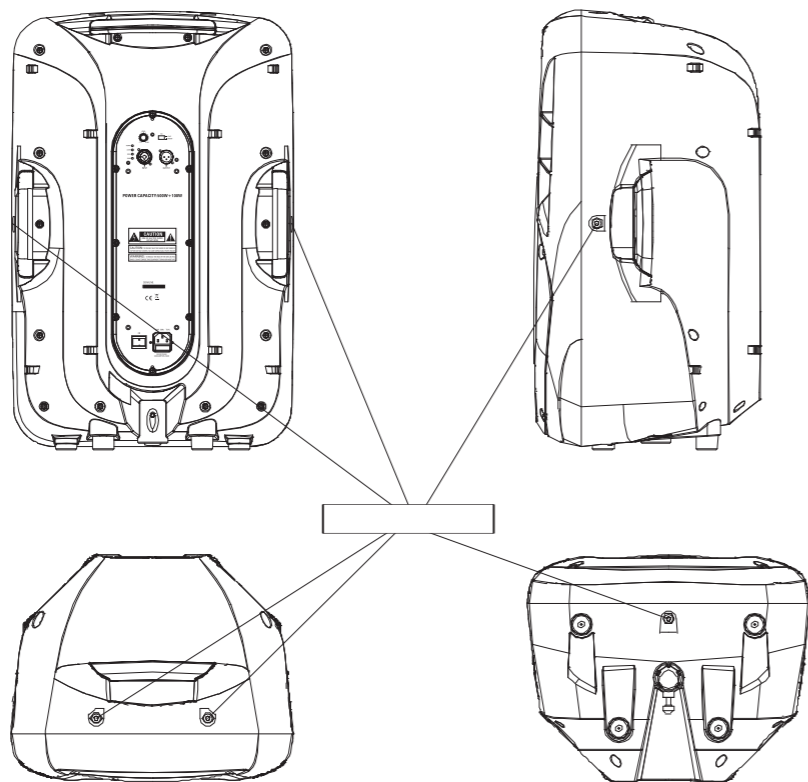
1.

5

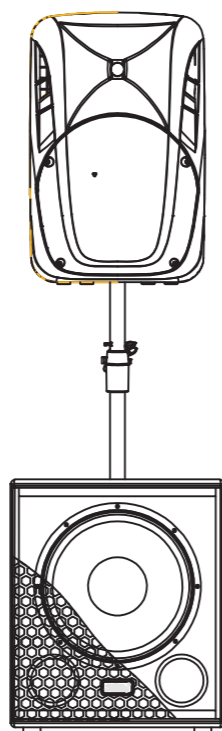
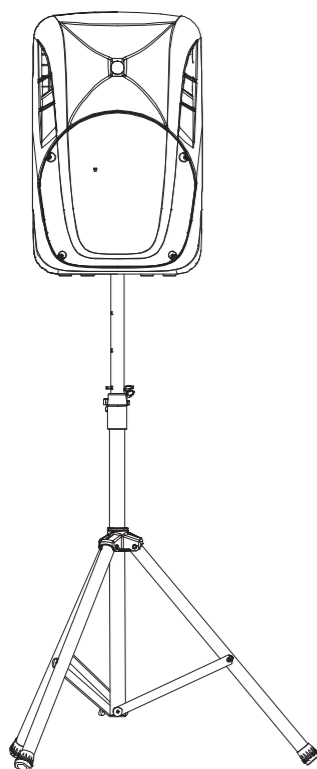
M10: 2

, 1

, 2



2.



7.



: 1  
: 900-1400  
: 50  
:

: 2  
: 800-1340  
: 50  
:

10

5

6