

Stagg®



SubTop12

SWS2800D21B



40oC.

-
-
-
-
-
-
-

SubTop 12

SubTop12

D

DSP-
SubTop12

5

3

D

()

- 2

XLR/

/

- 1

6,35 (1/4")

RCA

80 180

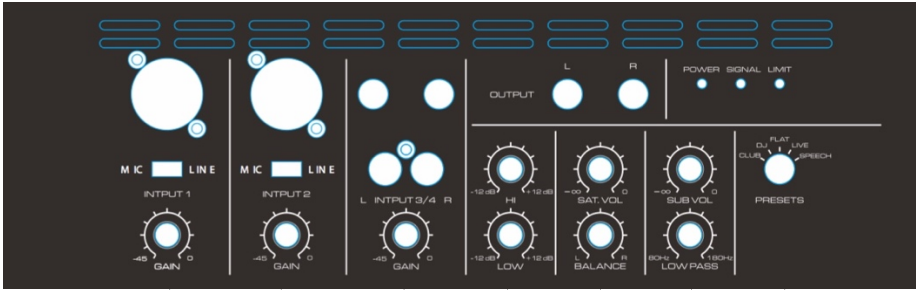
2

SubTop 12

Model: SubTop 12

			36
			2
			1
		RMS	700 + 2*350
		-6	40 180
(1 , 1)	.		96
(/)	.		126/129
			1 x 12" 3"
			2 Speakon
			2 x XLR/ (1/4")
(.)	.		1,5
(.)	.		0
			2 x (1/4")
(.)	.		22
(.)	.		10
(.)	.		45
			2 x (1/4") 2 x RCA
			22
			26
			2 x (1/4")
			1,5
			23,5
			2
		RMS	350
		-6	8 20
(1 / 1)	.		90
(/)	.		117/120
			90 x 60
			1 x 6,5" 1,5"
			1 x 1"
			1 Speakon
			7

8



1

2

3

4

5

6

7

- 1 2: XLR 6,35 (1/4")
- 3: 6,35 (1/4") RCA
- 4:
- 5:
- 6:
- 7: DSP-

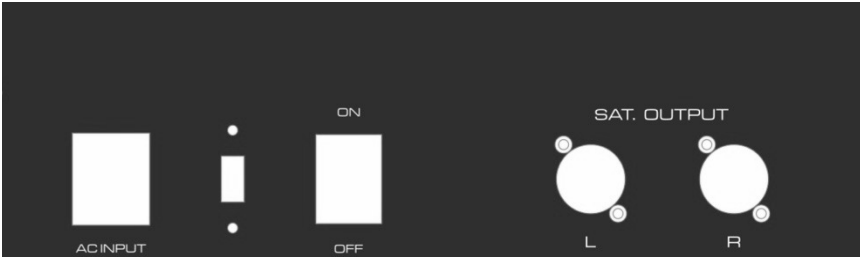
DJ (): /

CLUB ():

FLAT:
LIVE ():

SPEECH ():

8: 6,35 (1/4")



↑
1

↑
2

↑
3

↑
4

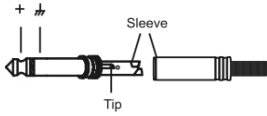
1:

2:

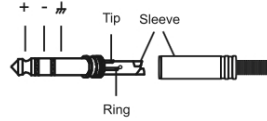
3:

4: ()

- For 1/4" phone jack

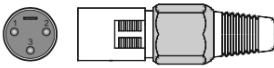


1/4" TS connector
Unbal in/out

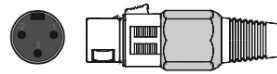


1/4" TRS connector
Bal in/out

- For XLR



XLR (male)
Pin 2=+, pin 3=-, pin 1= ground



XLR (female)
Pin 2=+, pin 3=-, pin 1=ground

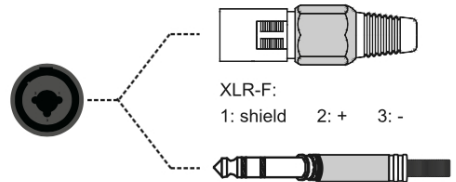
- For speaker connector



Speaker connector

Input: 1+ 1-

- Combo

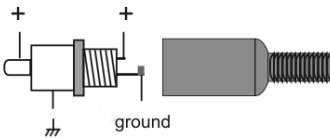


XLR-F:
1: shield 2: + 3: -

TRS
+/-/ground

combo -XLR

- For RCA



staggmusic.com

Stagg®

